

week



reddot design award
honourable mention 2009

Save time

SC 28.x1 pro

[paladin 172 4x1 pro]

- 1 or 2 channels
- Daily and weekly program
- 46 memory locations
- 10 years battery-reserve
- Minimum interval 1 min.
- Switching capacity 16 A per channel
- Permanent by date / holiday function
- Manual permanent mode
- Manual override
- Automatic sorting of switching times on readout
- Unrestricted block programming
- Fully automatic daylight saving time
- Elapsed time and pulse counter
- Pulse function
- Security by PIN-Code
- Illuminated display
- Data-key function

Further information / Accessory

Accessory: Data-key DK pro and Programming package PP 50 pro / PP 60 pro
(not included in delivery of the time switch)



Comparable products ...

SC 28.x2 pro with additional features:
100 memory locations, cycle function, external input function

SC 28.19 pro with additional features:
300 memory locations, yearly program, cycle function, DCF function

Highlights

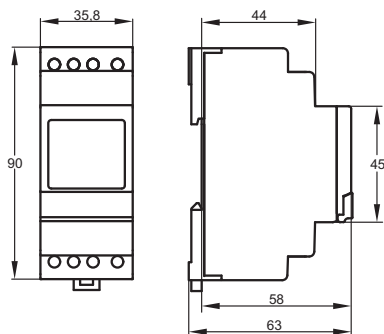
- Text based menu and self-explanatory symbols
- Display with a large dot matrix area to provide two high resolution text lines
- Easy handling. Quick and intuitive programmable time switch
- Can be programmed with supply disconnected
- Unlimited program security by E²-PROM
- Programmable with PC
(Accessory Data-key DK pro and Programming package PP 50 pro / PP 60 pro)

basic extended premium

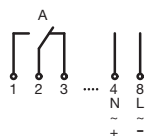
Digital time switches SC 28.x1 pro

for DIN-rail mounting

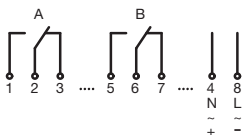
[paladin 1724x1 pro]



SC 28.11 pro / paladin 172 411 pro
(1 channel)



SC 28.21 pro / paladin 172 421 pro
(2 channels)



Technical data

Supply voltage	230 V, 50–60 Hz other voltages on request
Power consumption (real power)	0.8–1.8 W (depending on the switching status)
Channel (potential-free)	Change-over, contact gap < 3 mm (μ)
Contact material	AgCdO
Switching capacity per channel	16 A / 250 V~ at cosφ=1 6 A with inductive load cosφ=0.6
Min. switching power	500 mW (10 V / 5 mA)
Max. starting current	30 A
Filament Lamp, Halogen Lamp	1,000 W
Fluorescent Lamp with electron. lamp ballast	500 W
Fluorescent Lamp with convent. lamp ballast	400 W
LED (230 V~) / CFL	300 W
Switching functions	ON; OFF; pulse
Pulse length Pulse function (switching time)	00:01 up to 59:59 mm:ss
Memory locations	46
Minimum interval	1 min.
Time base	Quartz
Quartz accuracy (at 20°C)	≤ ±0.5 sec./day (Quartz accuracy optimized for typical ambient conditions)
Power back-up (at 20°C)	approx. 10 years (depends on the Lithium-battery life)
Program security	unlimited (E ² -PROM)
Display	high resolution LCD (visible area 7.5 cm ²)
Permitted ambient temperature	–30°...+55°C
Housing	self-extinguishing thermoplastic
Dimensions	45 x 35 x 58 mm
Mounting	35 mm DIN-rail
Type of connection	Screw terminals (pull-up type)
Type of protection	IP 20 to DIN EN 60529
Class of protection	II when installed according to regulations
Mode of operation (DIN EN 60730-1)	1 BSTU
Degree of contamination (DIN EN 60730-1)	2
Rated surge voltage (DIN EN 60730-1)	4 kV
Accessories (not included in delivery)	Data-key DK pro, Programming package PP 50 pro / PP 60 pro
Certification mark	VDE

Order number	Channels	Time base	Special function
SC 28.11 pro ✓ paladin 172 411 pro	1	Quartz	data-key (optional)
SC 28.21 pro ✓ paladin 172 421 pro	2	Quartz	data-key (optional)

✓ Housing colour